

Allan Gray Australia Equity Fund (Class B)

FUND FACT SHEET 31 DECEMBER 2021

ALLAN GRAY

CONTRARIAN INVESTING

Using Allan Gray's contrarian investment philosophy, the Fund seeks to provide a long-term return that exceeds the S&P/ASX 300 Accumulation Index (Benchmark).

INVESTMENT APPROACH

The Fund's investment approach is to buy securities that offer long-term value, that are currently unpopular with the general investment community or are not well known. Allan Gray will not buy a security simply because it is in the Benchmark. Similarly, Allan Gray will buy significant positions in securities that are not in the Benchmark if they offer outstanding value, based on our bottom-up, fundamental valuation of the opportunity. Returns from the Fund can be volatile, particularly over the short and medium term.

In implementing the Fund's strategy, Allan Gray adheres to detailed investment restrictions and limits, as set out in the Fund's Product Disclosure Statement and accompanying Information Booklet (together, the PDS).

The Fund offers you a choice in fee structures. This fact sheet relates to Class B which only charges a performance fee. You can choose to pay a base fee and smaller performance fee with Class A.

KEY INFORMATION

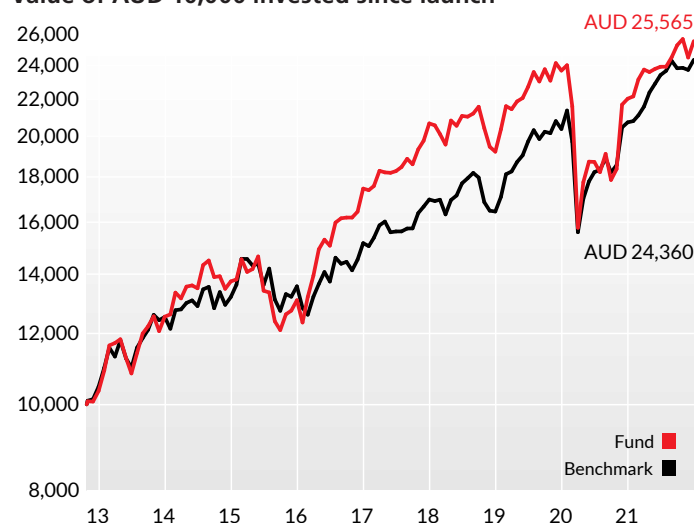
Class size	AUD 384 million
Fund size	AUD 2.3 billion
Strategy size	AUD 8.4 billion
Launch date	26 October 2012
Price (net asset value)	AUD 1.6752
Buy/sell spread	+0.2 / -0.2%
Minimum	AUD 10,000 or AUD 500/month
Pricing frequency	Daily
Distribution frequency	Annual
Base fee	Nil
Performance fee	35%
APIR code	ETL0349AU
ISIN	AU60ETL03497

PERFORMANCE NET OF ALL FEES AND EXPENSES

	FUND	BENCHMARK	RELATIVE
Annualised %			
Since launch (26 October 2012)	10.8	10.2	0.6
5 years	7.9	9.9	(2.0)
3 years	10.0	14.0	(4.0)
1 year	16.0	17.5	(1.5)
Not Annualised %			
Financial year to date	6.8	4.0	2.8
3 months	1.1	2.2	(1.1)
1 month	4.3	2.7	1.6

The benchmark is the S&P/ASX 300 Accumulation Index. All performance returns shown are net of fees and assume reinvestment of distributions. Returns are annualised for periods of one year and over. Annualised returns show the average amount earned on an investment in the Class each year over the given period. Actual investor performance may differ as a result of the investment date, the date of reinvestment of income distributions, and withholding tax applied to income distributions.

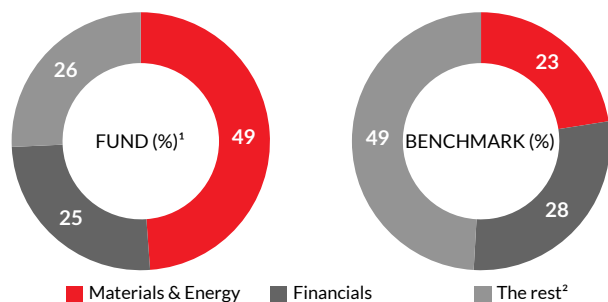
Value of AUD 10,000 invested since launch



DISTRIBUTIONS

YEAR	CENTS PER UNIT	DISTRIBUTION RETURN
30 June 2021	5.8262	4.6%
30 June 2020	9.1870	5.5%
30 June 2019	18.2714	10.7%
30 June 2018	11.2927	7.2%
30 June 2017	6.0192	4.5%

SECTOR ALLOCATIONS

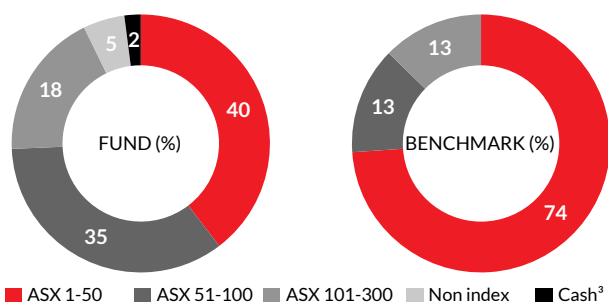


- The composition of the Fund has not changed significantly over the last month.
- The rest includes the following sectors: Consumer Discretionary, Consumer Staples, Health Care, Industrials, Information Technology, Real Estate, Communication Services, Utilities and Net Current Assets.

TOP FUND HOLDINGS AS AT 31 DECEMBER 2021

HOLDINGS	% OF FUND
Alumina	8.7
Woodside Petroleum	8.5
Newcrest Mining	7.6
QBE Insurance Group	6.4
Sims	5.6
Incitec Pivot	5.1
Aust. and NZ Banking Group	4.6
Origin Energy	4.5
Santos	3.6
National Australia Bank	3.1
TOTAL	57.6

CLASSIFICATION OF HOLDINGS



- The Fund uses ASX-listed futures contracts to maintain its exposure to the ASX.

CONTRIBUTION FROM ASX-LISTED SECURITIES RELATIVE TO THE BENCHMARK

TOP 5 – LATEST MONTH	% CONTRIBUTION
Sims	0.6
Metcash	0.3
Origin Energy	0.3
South32	0.3
Worley	0.2

BOTTOM 5 – LATEST MONTH	% CONTRIBUTION
QBE Insurance Group	(0.3)
TPG Telecom	(0.2)
AMP	(0.2)
Santos	(0.1)
Southern Cross Media Group	(0.1)

PORTFOLIO CONCENTRATION

(%)	CURRENT	3 YRS AGO	5 YRS AGO
Top 10 Holdings	58	64	60
Top 25 Holdings	89	89	88
Top 50 Holdings	98	97	95

TAX CONSIDERATIONS

METRICS (%)	2021	2020	2019	2018	2017
Portfolio turnover	18	31	34	25	18
Franking	47	45	39	38	60

FEES AND EXPENSES FOR THE LAST 12 MONTHS (CLASS B)

Performance fee	0.00%
Other expenses	0.00%
Indirect cost ratio (ICR)	0.00%

Allan Gray Australia Pty Limited is the appointed investment manager of the Allan Gray Australia Equity Fund ARSN 117 746 666. The Fund is offered by Equity Trustees Limited, ABN 46 004 031 298, AFSL 240975, as the Fund's Responsible Entity. Equity Trustees Limited is a subsidiary of EQT Holdings Limited, a publicly listed company on the Australian Stock Exchange (ASX:EQT). Equity Trustees Limited may be contacted on +61 3 8623 5000.

General Investors should consider the Fund's Product Disclosure Statement (PDS) & Target Market Determinations (TMDs) before making any investment decision. The PDS, daily unit prices and additional information about the Fund can be obtained free of charge by contacting Allan Gray or from www.allangray.com.au. TMDs for the Allan Gray Funds can be found at www.allangray.com.au/PDS-TMD-documents. Each TMD sets out who an investment in the Fund might be appropriate for and the circumstances that trigger a review of the TMD. Managed investment schemes are generally medium to long-term investments. They are traded at prevailing prices and the value of units may go down as well as up. There are risks with investing in the Fund and there is no guarantee of repayment of capital or return on your investment. Managed investment schemes may borrow and engage in securities lending. Past performance is not a reliable indicator of future results. Investors should always consider seeking professional financial advice. This document has been prepared without considering any person's financial circumstances, needs or objectives. It also does not constitute a recommendation, an offer to sell or a solicitation to buy units in the Fund. While Allan Gray has endeavoured to ensure the accuracy of this document neither Allan Gray, Equity Trustees Limited nor any of its related parties, their employees or directors, provide any warranty of accuracy or reliability in relation to such information or accepts any liability to any person who relies on it. Totals presented in this document may not sum due to rounding.

Notice to foreign persons The Fund does not accept US persons as investors and is not marketed in the European Economic Area (EEA). Investors resident in the EEA can only invest in the Fund under certain circumstances as determined by, and in compliance with, applicable law.

Valuation and pricing times The Fund's net asset value is calculated at 4.30pm (Sydney time) each business day, with prices determined the following day. Application and redemption requests must be received by 2pm (Sydney time) each business day to receive that day's price. Prices are cum-distribution.

Notes on key information The performance fee for Class B is 35% of the Class' outperformance in comparison to the Benchmark. It is only payable where the outperformance of Class B exceeds the high water mark, which represents the highest level of outperformance since the public launch of Class B. The performance fee (if applicable) is calculated and accrued daily, and paid monthly. Goods and Services Tax, net of Reduced Input Tax Credit, is applicable to the performance fee. Benchmark related information is as at the date of production based on data provided by the official benchmark and/or third party data providers. There may be timing differences between the date at which data is captured and reported.

Fees and expenses for the last 12 months The indirect cost ratio (ICR) is a measure of the actual costs incurred by the Class over a 12 month period. The costs are expressed as a percentage of the average daily value of the Class during that period in order to determine the ICR. Class performance is shown after taking into account costs in the ICR. Costs may vary and the current ICR should not be used as an indication of future ICRs.