

# Allan Gray Australia Equity Fund (Class B)

FUND FACT SHEET 31 AUGUST 2019

**ALLAN GRAY**  
CONTRARIAN INVESTING

Using Allan Gray's contrarian investment philosophy, the Fund seeks to provide a long-term return that exceeds the S&P/ASX 300 Accumulation Index (Benchmark).

## INVESTMENT APPROACH

The Fund's investment approach is to buy securities that offer long-term value, that are currently unpopular with the general investment community or are not well known. Allan Gray will not buy a security simply because it is in the Benchmark. Similarly, Allan Gray will buy significant positions in securities that are not in the Benchmark if they offer outstanding value, based on our bottom-up, fundamental valuation of the opportunity.

In implementing the Fund's strategy, Allan Gray adheres to detailed investment restrictions and limits, as set out in the Fund's Product Disclosure Statement and accompanying Information Booklet (together, the PDS).

The Fund offers you a choice in fee structures. This fact sheet relates to Class B which only charges a performance fee. You can choose to pay a base fee and smaller performance fee with Class A.

## KEY INFORMATION

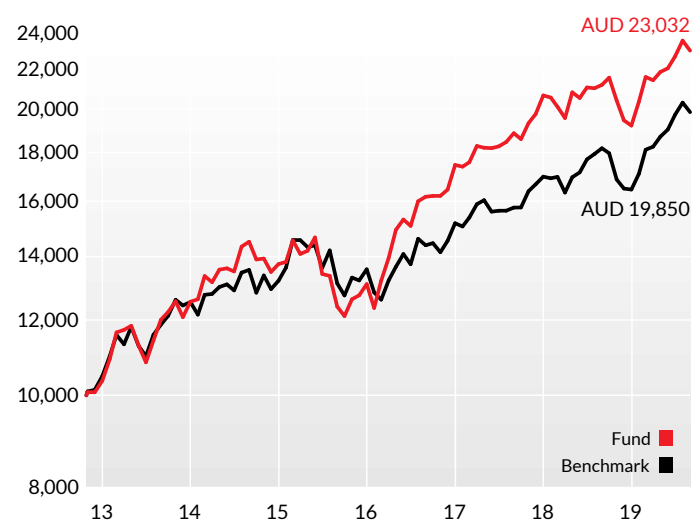
Class size	AUD 183 million
Fund size	AUD 1,819 million
Strategy size	AUD 6.8 billion
Launch date	26 October 2012
Price (net asset value)	AUD 1.6784
Buy/sell spread	+0.2 / -0.2%
Minimum	AUD 10,000 or AUD 500/month
Pricing frequency	Daily
Distribution frequency	Annual
Base fee	Nil
Performance fee	35%
APIR code	ETL0349AU
ISIN	AU60ETL03497

## PERFORMANCE NET OF ALL FEES AND EXPENSES

	FUND	BENCHMARK	RELATIVE
<b>Annualised %</b>			
Since launch (26 October 2012)	13.0	10.5	2.5
5 years	9.7	7.9	1.8
3 years	12.5	11.3	1.2
1 year	8.6	9.1	(0.5)
<b>Not Annualised %</b>			
Calendar year to date	19.9	20.6	(0.7)
3 months	4.4	4.3	0.1
Financial year to date	1.4	0.6	0.8
1 month	(2.4)	(2.3)	(0.1)

The benchmark is the S&P/ASX 300 Accumulation Index. All performance returns shown are net of fees and assume reinvestment of distributions. Returns are annualised for periods of one year and over. Annualised returns show the average amount earned on an investment in the Class each year over the given period.

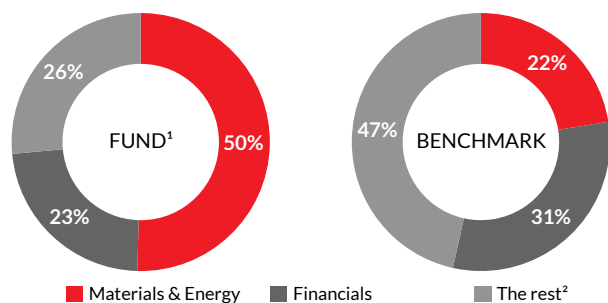
## Value of AUD 10,000 invested since launch



## DISTRIBUTIONS

YEAR	CENTS PER UNIT	DISTRIBUTION RETURN
30 June 2019	18.2714	10.7%
30 June 2018	11.2927	7.2%
30 June 2017	6.0192	4.5%
30 June 2016	3.5392	2.9%
30 June 2015	9.9689	7.4%

**SECTOR ALLOCATIONS**

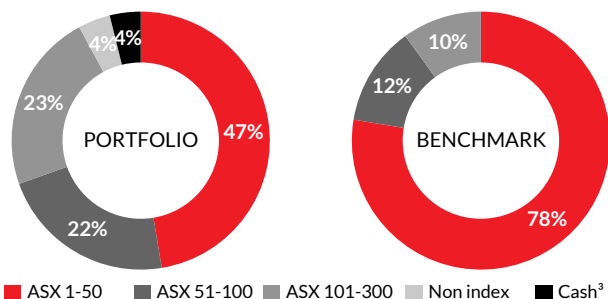


- The composition of the Fund has not changed significantly over the last month.
- The rest includes the following sectors: Consumer Discretionary, Consumer Staples, Health Care, Industrials, Information Technology, Real Estate, Communication Services, Utilities and Net Current Assets.

**TOP FUND HOLDINGS AS AT 30 JUNE 2019**

HOLDINGS	% OF FUND
Newcrest Mining	9.9
Woodside Petroleum	9.0
Alumina	6.4
QBE Insurance Group	5.8
Origin Energy	5.7
Sims Metal Management	5.7
National Australia Bank	5.5
Telstra	4.8
Metcash	4.5
Oil Search	3.7
<b>TOTAL</b>	<b>61.0</b>

**CLASSIFICATION OF HOLDINGS**



- The Fund uses ASX-listed futures contracts to maintain its exposure to the ASX.

**CONTRIBUTION FROM ASX-LISTED SECURITIES RELATIVE TO THE BENCHMARK**

TOP 5 – LATEST MONTH	% CONTRIBUTION
Newcrest Mining	0.7
Sims Metal Management	0.4
QBE Insurance Group	0.3
Metcash	0.3
HT&E	0.1

BOTTOM 5 – LATEST MONTH	% CONTRIBUTION
WorleyParsons	(0.4)
Woodside Petroleum	(0.3)
Oil Search	(0.2)
CYBG	(0.2)
Fletcher Building	(0.2)

**PORTFOLIO CONCENTRATION**

(%)	CURRENT	3 YRS AGO	5 YRS AGO
Top 10 Holdings	61	57	51
Top 25 Holdings	89	85	84
Top 50 Holdings	96	94	98

**TAX CONSIDERATIONS**

METRICS (%)	2019	2018	2017	2016	2015
Portfolio turnover	34	25	18	23	26
Franking	39	38	60	76	33

**FEEES AND EXPENSES FOR THE LAST 12 MONTHS (CLASS B)**

Performance fee	0.10%
Other expenses	0.00%
<b>Indirect cost ratio (ICR)</b>	<b>0.10%</b>

Allan Gray Australia Pty Limited is the appointed investment manager of the Allan Gray Australia Equity Fund ARSN 117 746 666. The Fund is offered by Equity Trustees Limited, ABN 46 004 031 298, AFSL 240975, as the Fund's Responsible Entity. Equity Trustees Limited is a subsidiary of EQT Holdings Limited, a publicly listed company on the Australian Stock Exchange (ASX:EQT). Equity Trustees Limited may be contacted on +61 3 8623 5000.

**General** Investors should consider the Fund's PDS before making any investment decision. The PDS, daily unit prices and additional information about the Fund can be obtained free of charge by contacting Allan Gray or from [www.allangray.com.au](http://www.allangray.com.au). Managed investment schemes are generally medium to long-term investments. They are traded at prevailing prices and the value of units may go down as well as up. There are risks with investing in the Fund and there is no guarantee of repayment of capital or return on your investment. Managed investment schemes may borrow and engage in securities lending. Past performance is not a reliable indicator of future results. Investors should always consider seeking professional financial advice. This document has been prepared without considering any person's financial circumstances, needs or objectives. It also does not constitute a recommendation, an offer to sell or a solicitation to buy units in the Fund. While Allan Gray has endeavoured to ensure the accuracy of this document neither Allan Gray, Equity Trustees Limited nor any of its related parties, their employees or directors, provide any warranty of accuracy or reliability in relation to such information or accepts any liability to any person who relies on it. Totals presented in this document may not sum due to rounding.

**Notice to foreign persons** The Fund does not accept US persons as investors and is not marketed in the European Economic Area (EEA). Investors resident in the EEA can only invest in the Fund under certain circumstances as determined by, and in compliance with, applicable law.

**Valuation and pricing times** The Fund's net asset value is calculated at 4.30pm (Sydney time) each business day, with prices determined the following day. Application and redemption requests must be received by 2pm (Sydney time) each business day to receive that day's price. Prices are cum-distribution.

**Fees and expenses for the last 12 months** The indirect cost ratio (ICR) is a measure of the actual costs incurred by the Class over a 12 month period. The costs are expressed as a percentage of the average daily value of the Class during that period in order to determine the ICR. Class performance is shown after taking into account costs in the ICR. Costs may vary and the current ICR should not be used as an indication of future ICRs.